9/9/2020

Dear Parents,

Provided is the worksheets for your students' academics. You may start at a time that is tailored to your schedule. In **bold**, are IEP goals adapted for your child. Please makes sure student's names is placed on the front of the page of each assignment. Either in the space provided for their name or in the upper left corner. While you are working on assignments, please have your student underline or circle certain vocabulary words or help them to write answers down to show your student is working on the assignment.

English Language Arts - Duration 15 minutes

NFL is 100! Cont.

Read the article with your student and have them underline September 17, Celebrate, Pro Football, Famous, NFL uniforms, Centennial.

This will meet WH (comprehension)/Sequencing/Answer comprehension question (Yes or No) ELA goals as required.

This will meet Speech goals for Functionals Core Words/Yes or No/Choice making questions.

Math – Duration 15 minutes

Which is Greater? Which is Less?

Follow directions provided. Please have your student write down their name in the upper left corner. Please you're your student write down answers with assistance to show they are working on the assignment.

This will meet counting / adding / subtracting / math goals as required.

This will meet Speech goals for Functionals Core Words/Yes or No/Choice making questions.

History – Duration 15 minutes

The Crusades – The Fighters of the Crusades

Read with your student and underline as you read to show the student is working on the assignment. Please have your student write down their name in the upper left corner.

This will meet WH (comprehension)/Sequencing/Answer comprehension question (Yes or No) ELA goals as required.

This will meet Speech goals for Functionals Core Words/Yes or No/Choice making questions.

Cooking – Duration 15 minutes

Microwave Cheesecake

Follow directions provided. Please have your student underline specific areas pertaining to what you will need and check off items that you have.

This will meet WH (comprehension)/Sequencing/Answer comprehension question (Yes or No) ELA goals as required.

This will meet Speech goals for Functionals Core Words/Yes or No/Choice making questions.

This will meet OT goals as required.

Science – Duration 15 minutes

Arctic and Tundra

Please assist your student in writing their name in the space provided in the upper left corner of the first page in the space provided. Read the article with your student and underline vocabulary terms and answers to questions at the end of the reading.

This will meet WH (comprehension)/Sequencing/Answer comprehension question (Yes or No) ELA goals as required.

This will meet Speech goals for Functionals Core Words/Yes or No/Choice making questions.

Independent living- Duration 15 minutes

Dry Dishes

Follow Directions provided in the steps. Please have student check off what they do to show they are working on the assignment.

This will meet WH (comprehension)/Sequencing/Answer comprehension question (Yes or No) ELA goals as required.

This will meet Speech goals for Functionals Core Words/Yes or No/Choice making questions. **This will meet OT goals as required.**
P.E. – Duration 15 minutes Follow directions for president's challenge to the best of student's ability. Have them write their name in the upper left corner. Please have student check off what they did to show they are working on the assignment. **This will meet Speech goals for Functionals Core Words/Yes or No/Choice making questions.** **This will meet OT goals as required.**
Independent living- Duration 15 minutes **Mop FLoor** Follow Directions provided in the steps. Please have student check off what they do to show they are working on the assignment. **This will meet WH (comprehension)/Sequencing/Answer comprehension question (Yes or No) ELA goals as required.** **This will meet Speech goals for Functionals Core Words/Yes or No/Choice making questions.** **This will meet OT goals as required.**

Once completed with an assignment, please scan/photograph and e-mail the assignment to cbeswick@hbic.org OR mail it to 981 N. Euclid St. La Habra, CA 90631.

Any questions, please feel free to contact me by email: jhart@hbic.org
Thank you,

Jonathan Hart
Middle High-School Teacher
The Cleta Harder Developmental School
562-694-5655

The meeting was in Canton.

The meeting was on September 17, 1920.

17 1920

The NFL was started at the meeting.

The 100th anniversary of the NFL is September 17, 2020.

100th



17 2020

NFL fans can celebrate this day in Canton.




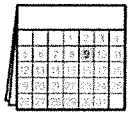

Copyright © 2020 n2y, LLC. All rights reserved. News-2-You®

NFL fans can visit the Pro Football Hall of Fame in Canton.



The Pro Football Hall of Fame is an NFL museum.

Fans can see statues of famous NFL football players.


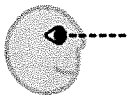




Fans can also see


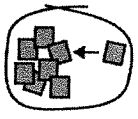
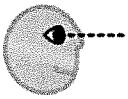

- NFL uniforms,
- Super Bowl rings, 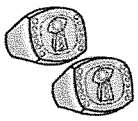
- trophies
- and more. 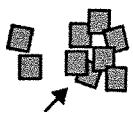

Copyright © 2020 n2y, LLC. All rights reserved. News-2-You®

NFL fans can visit a new park in Canton.





The name of the new park is Centennial Plaza.



The word centennial means 100th anniversary.

And It The WORD Up

centennial = 100th

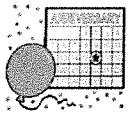

Centennial Plaza honors the 100th anniversary of the NFL.

100th

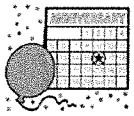

A monument in Centennial Plaza honors NFL football players.



Copyright © 2020 n2y, LLC. All rights reserved. News-2-You®

Which Is Greater?

Name: _____

1. Count the items in each row. Place the number in the box.
2. Place a checkmark in the small box next to the number that is greater.

	Number	Which is greater?
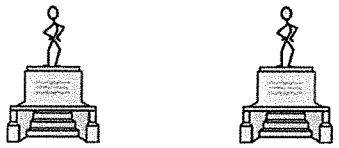		
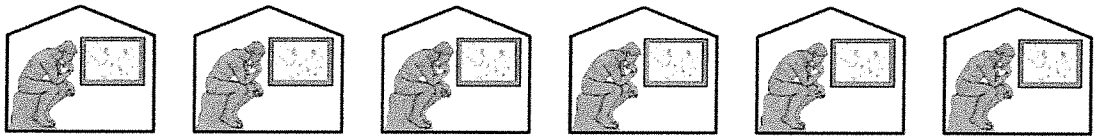		
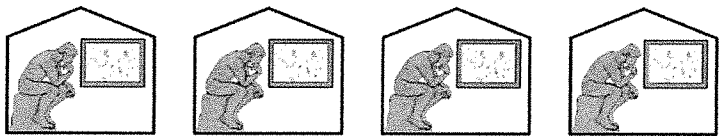		
		
		
		

Copyright © 2020 n2y, LLC. All rights reserved. News-2-You®

Which Is Less?

Name: _____

1. Count the items in each row. Place the number in the box.
2. Place a checkmark in the small box next to the number that is less.

	Number	Which is less?
		
		
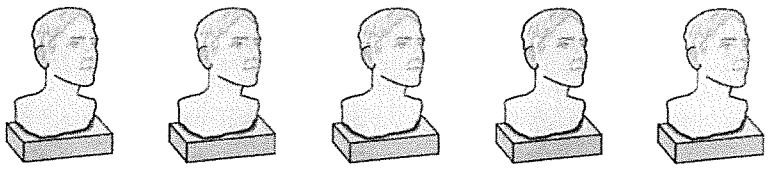		
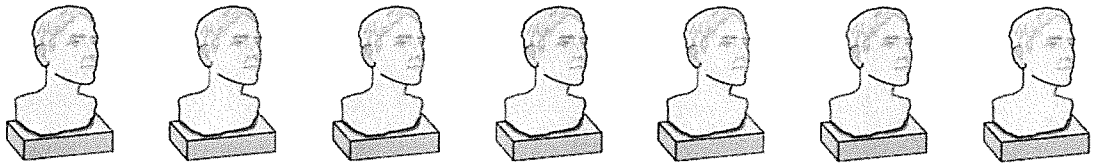		
		
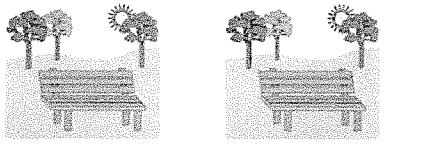		
		
		

Copyright © 2020 n2y, LLC. All rights reserved. News-2-You®

History

The Fighters of the Crusades

Religion was very important and was involved in everything in the Middle Ages.

There were many religions forming during this time.

Two of the main religions of the time were Christianity in Europe and the Muslims in the Middle East.

The Crusaders that went to Jerusalem were Christians from all over Western Europe.



About 30, 000 men left Western Europe to fight in Jerusalem.

These men were both knights and peasants.

Knights were men that were given an special title by a king.

The knights and peasants that fought in the Crusades came together to form an army.

They all fought under one symbol, a red cross.

One of the fighting groups in the Crusades was called the Knights Templar.

The Templars were the Catholic Church's fighting group.

The Templars fought in many battles in Jerusalem.

When the fighting was over, the Templar took over the protection of the Christians that came to Jerusalem.

The Knights Templar were together for about 200 years before being disbanded by the church.

History

The Crusades



Religion was very important and was involved in everything in the Middle Ages.

There were many religions forming during this time.

Two of the main religions of the time were Christianity in Europe and the Islam in the Middle East.

There were large wars happening in the world during this time.

One set of wars were known as the crusades.

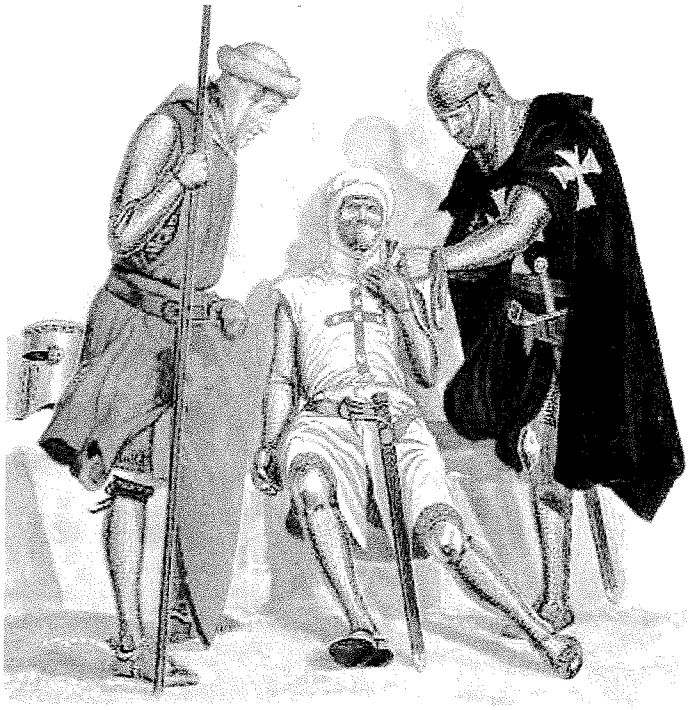

The Crusades lasted for nearly 200 years.

Almost all 9 the Crusades took place in and around Jerusalem.

The fight was between the European Christians and the Middle Eastern Muslims.

It is estimated that nearly 1 million people died during the Crusade.

Most died in battle, others died because of the poor conditions the warriors faced.

The Catholic Church did not stop fighting for Jerusalem very easy.

It took nearly two centuries for the war over Jerusalem to settle down.

As the church gave up on taking over Jerusalem, their anger and rage did not let up.

Soon Europe would face dark times because of the church.

History

The Crusades Review

Religion was very important and was involved in everything in the Middle Ages.

There were many religions forming during this time.

Two of the main religions of the time were Christianity in Europe and Islam in the Middle East.

Jerusalem held many items that were important and sacred to both religions.

The Muslims took over Jerusalem and would not let any of the Christians into the city.

Pope Urban II declared a Crusade to Jerusalem.

The Crusaders that went to Jerusalem were Christians from all over Western Europe.

About 30, 000 men left Western Europe to fight in Jerusalem.

One of the fighting groups in the Crusades was called the Knights Templar.

The Templars were the Catholic Church's fighting group.

The Crusades lasted for nearly 200 years.

Almost all 9 the Crusades took place in and around Jerusalem.

It is estimated that nearly 1 million people died during the Crusade.

Most died in battle, others died because of the poor conditions the warriors faced.

The Christians did not win back Jerusalem and eventually gave up their Crusade

History

The Crusades Test

Religion was important during what time?

Stone Ages | Iron Ages | Middle Ages

Name one of the main religions during the Middle Ages.

Christianity | Scientology | Islam

What was the Holy Land?

Krypton | Jerusalem | Detroit

Who declared the first Crusade?

Pope Urban II | Pope Leo III | Pope Chris VIII

How many men fought in the first Crusade?

30,000 | 3,000,000 | 300

What was one of the fighting groups during the Crusades?

Templar | Commando | Marines

How long did the Crusades last?

100 | 200 | 300

How many people died during the Crusades?

1 million | 2 million | 3 million

How did the warriors die in the Crusades?

In battle | Poor conditions | Lightsaber duel

What did the Christians eventually do about Jerusalem?

Conquered | Destroyed | Gave up

Microwave Cheesecake

Ingredients
for 1 serving

- 1 tablespoon butter
- 2 sheets graham cracker
- 4 oz cream cheese, softened
- 2 tablespoons sugar
- 3 drops vanilla extract
- 5 fresh raspberries, for serving

Preparation

1. Melt the butter in a small microwaveable ramekin. Tilt the ramekin to coat the sides.
2. Crush the graham crackers into fine crumbs, then add to the ramekin with the butter and mix well. With a spoon, press the crust evenly against the bottom of the dish.
3. In a small bowl, combine the cream cheese, sugar, and vanilla, stirring until there are no lumps.
4. Spread the filling on top of the graham cracker crust.
5. Microwave for at least 4 minutes, 45 seconds at a time, at half power. Make sure the cheesecake does not bubble over the sides of the ramekin.
6. Chill in the freezer for at least 30 minutes, until completely cool to the touch.
7. With a knife, loosen the edges of the cheesecake, then invert onto a plate, or eat straight from the dish.
8. Top with a few raspberries.
9. Enjoy!

Life Science Stories

Arctic & Tundra

Story by Andrew Frinkle

Earth has a few very cold habitats. It is very hard for plants and animals to live in these areas.

The Arctic and Antarctic areas are at the top and bottom of our world. These areas are called the North and South Poles. They are covered with ice and snow, but it doesn't rain or snow very often. It does not get warm enough to melt all of the ice. Very few plants or animals can live here.

Tundra and Taiga are near the poles. Snow and ice melts for a month or two. Some plants and trees might grow here during those warmer months. Animals that live here have to adapt to live here. They might have extra fat to keep them warm. They might migrate or move when it gets too cold. It is a hard life in these areas.

Life Science Stories

NAME:

Arctic & Tundra

1. Earth has a few very cold _____ .

(A) houses (B) habitats (C) horses (D) humans

2. Which of these is a cold habitat?

(A) arctic (B) jungle (C) forest (D) desert

3. Which word describes arctic & tundra habitats?

(A) rainy (B) hot (C) humid (D) cold

4. DEFINITION: the top and bottom of our world

(A) poles (B) posts (C) spots (D) houses

5. These cold habitats are very easy to live in.

(A) True (B) False



Secar los trastes

Dry Dishes

1	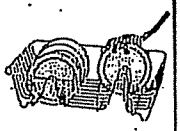	Agarra un traste mojado. Get a wet dish or utensil.
2		Seca bien. Dry well.
3	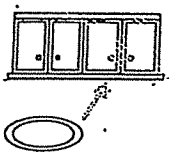	Pon en su lugar. Put away.
4		Repite con todos los trastes. Repeat with all dishes and utensils.

Trapear el piso

Mop Floor

1		Agarra una cubeta de agua caliente y limpiador de piso. Get a bucket of warm water and floor cleaner.
2		Mide el limpiador de piso y agregaa a la agua. Measure the cleaner and add it to the water.
3		Agarra un trapiador y Ponlo en la cubeta de agua. Get a mop and put it in the bucket of water.
4		Exprime el trapeador. Wring out the mop.
5		Trapea todas las areas del piso. Mop all areas of the floor.
6	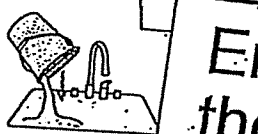	Vacia la agua de la cubeta. Empty the water from the bucket.
7		Limpia el trapeador y cubeta con agua limpia. Rinse the mop and bucket with clean water.

The President's Challenge

The President's Challenge is a physical fitness program with five exercises. If you take part in the program, you win an award.

Presidential Physical Fitness Award

National Physical Fitness Award

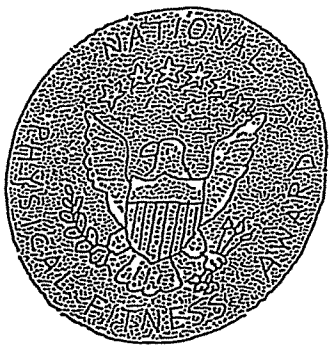

Participant Award

1 Curl-ups or Sit-ups

2 Shuttle Run